



PROCEEDINGS OF THE GOVERNMENT OF KARNATAKA

Ref: Approval of the Parking Signage Manual

Read: Proposal from Commissioner, DULT vide single file no.
DULT-TECH/21/2022

PREAMBLE:

1. Urban areas are witnessing unprecedented increase in registration of vehicle in the past couple of decades. Increasing vehicle ownership has also led to organize parking in public areas like streets and off-street locations. However, the recent parking policies have viewed parking as a demand management measure to reduce the usage of personal vehicles to combat worsening issues like congestion, air pollution etc.
2. The Government of Karnataka has recently approved Parking Policy 2.0 for Bengaluru and the Directorate of Urban Land Transport (DULT) is preparing Area Parking Plans for all zones in Bengaluru (BBMP area) in accordance with the policy. The DULT has also initiated preparation of parking policies and plans for other cities in Karnataka.
3. To tackle parking issues many cities are taking immediate steps to create organized parking spaces on-street and off-street in and around commercial areas.
4. However, for proper regulation of parking in cities, the information regarding location of parking spaces, regulations regarding proper use of parking spaces (like type of vehicle that can be parked, parking charges, time restriction for parking etc.) should be legibly and clearly conveyed to the road users. Hence, signage plays a pivotal role for successful operations of parking system in a city.
5. In this context, the Directorate of Urban Land Transport has developed the 'Parking Signage Manual' that provides templates of various parking related signage that cities can use for implementation as per the requirements of the city. The manual covers aspects of color to be used for signage, font and size of the text, and icons to be displayed on the signage for clear dissemination of parking information.
6. The DULT has proposed that all Urban Local Bodies, Smart City companies and other agencies in the State of Karnataka implementing parking infrastructure should adopt the Parking Signage Manual prepared by the Directorate of Urban Land Transport and use the signage templates provided therein for implementation of any parking related signage in its jurisdiction.

7. After detailed examination of the proposal, it has been decided to accord approval to the Parking Signage Manual. Hence this order:

GOVERNMENT ORDER NO. UDD 109 PRJ 2022
BENGALURU, DATED: 27-12-2022.

Under the circumstances explained in the Preamble, approval of the Government is accorded to the Parking Signage Manual as annexed to this Government Order.


1. All Urban Local Bodies and Smart City Companies in Karnataka shall comply with this Manual for installation of signage related to on-street parking in their jurisdiction.

Encl: **Annexure**

By order and in the name of the
Governor of Karnataka


(N. MANGALAGOWRI) 27/12/22

Under Secretary to Government (PMC)

 Urban Development Department
27/12/22

To,

1. The Compiler, Karnataka Gazette for publication in the next issue of Gazette.
2. The Additional Chief Secretary to Government, Urban Development Department.
3. The Additional Chief Secretary to Government, Home Department.
4. The Commissioner and ex-officio Additional Chief Secretary to Government, Directorate of Urban Land Transport.
5. The Principal Secretary to Government, Transport Department.
6. The Secretary to Government, Urban Development Department.
7. The Chief Commissioner, Bruhat Bengaluru Mahanagara Palike.
8. The Director, Directorate of Municipal Administration.
9. The Managing Director, KUIDFC.
10. The Commissioners / Chief Officers of all City Corporations/City Municipal Councils /Town Municipal Councils / Town Panchayaths in Karnataka – through DMA.
11. The Managing Directors of all Smart City Companies in Karnataka – through KUIDFC.
12. The CEO, Karnataka Non Motorized Transport Agency.
13. Guard file/ Additional copies/ Office copy.

Parking Signage Manual

June 2022



shaping the way cities move

**Directorate of
Urban Land Transport**

Urban Development Department, Government of Karnataka

Parking Signage Manual

June 2022

© 2022 Directorate of Urban land Transport

All rights reserved. No part of this publication may be reproduced, stored in a retrieval system, or transmitted, in any form or by any means, electronic, mechanical, photocopying, recording or otherwise without the prior written permission of the Directorate of Urban Land Transport.




shaping the way cities move

Prepared and published by:

The Directorate of Urban Land Transport

Urban Development Department, Government of Karnataka.

BMTC, TTMC "B" Block, 4th Floor, K.H. Road, Shanthinagar, Bengaluru - 560027





V. Manjula, I.A.S.
Commissioner, DULT
E/o Additional Chief Secretary to Government of Karnataka

Foreword

The Directorate of Urban Land Transport (DULT) has prepared parking policy for Bengaluru and is in the process of finalizing the Parking Action Plan. The directorate has also embarked upon preparation of parking policy and plans for other cities in Karnataka.

Legible and consistent signage makes it easy for users to locate a parking hub. Parking signage will also inform users about No Parking areas, Pick-Up and Drop-Off facilities etc. The parking signage in this manual will provide cities with ready to use templates for implementation. Information such as duration of parking, parking charges, etc. can be customised in the signage by cities as required.

Adoption of this parking signage manual by all urban local bodies and smart city companies will help in uniform implementation of parking related signage throughout the State.

Contents

Section 1	About this Manual	
	Purpose of this Manual	06
Section 2	Graphic Standards	
	Typeface	08
	Colour palette	09
	Icons	10
Section 3	Technical Specifications	
	Mounting and placement of signage	11
Section 4	Informatory Signage	
	Four wheeler only signage	13
	Two wheeler only signage	14
	Surveillance signage	15
	Operating agency and helpline information	16
	Parking for people with disability (PWD)	17
	Pick-up and drop-off signage	18
	School bus pick-up and drop-off signage	19
	Loading / unloading signage	20

Contents

Autorickshaw stand	21
Shared Micro Mobility System (SMMS) Parking	22
Trin Trin bicycle parking/hub	23

Section 5

Regulatory Signage

No parking	25
No parking - tow-away zone	26
No standing signage	27
No stopping and no standing signage	28

Section 6

Parking Permit

Residence parking permit	30
--------------------------------	----

About this Manual

The Directorate of Urban Land Transport (DULT) has recently prepared a revised parking policy for Bengaluru that was approved by the Government of Karnataka in the year 2021. The policy focuses on regulating parking by mandating priced parking at all designated public parking locations. To discourage long-term parking on-street the parking fees on-street will be set higher than off-street locations. Minimum parking fee in the city will be set higher than public transport fare for an average two-way trip, and this fare increases every hour. The DULT is now in the process of preparation of detailed Area Parking Plans for all BBMP zones in Bengaluru and these plans would be implemented by BBMP.

Parking is a growing issue in many other smaller cities in Karnataka as well. The DULT has now embarked on developing parking policies to address the mobility issues faced in cities like Mysuru, Hubballi-Dharwad etc.

For implementing the parking policies, signage forms an important component of the parking system for communicating to road users regarding various parking regulations applicable at any given parking lot like type of vehicles allowed to park, maximum allowed duration for loading/unloading, parking fee structure etc.

Purpose of this manual

The manual intends to serve two purposes: firstly to design parking signage that can precisely communicate the parking regulations that can be easily understood by road users without any ambiguity and secondly to help all agencies implementing public parking anywhere in Karnataka to adopt signage uniformly, in terms of the messaging, colour etc.

Hence, this parking signage manual has been developed to help ULBs and other agencies developing parking lots or operating parking spaces for public use to implement appropriate signage. In this manual efforts have been made to:

- Develop signage for communicating information on various uses that a parking bay may be designated for.
- Specification for mounting and placement of signage, Graphics and colours that need to be used in signage to ensure uniformity is maintained.

The manual also collates various regulatory signage specified in IRC that are applicable in regulating parking, so that users of this manual can readily find information on all signage relevant for parking in a single place.

Graphic Standards

Introduction

The signage consists of a combination of graphic elements which should be placed appropriately to ensure consistency and legibility. The graphic elements consist of standardised grid layouts, fonts, and symbols.

This section explains in detail of standards that need be followed. The standards have been developed considering the readability of signage at varying distances, and heights.

Typeface

English

The English lettering of the logo is created using

Raoul TRANSPORT Britannique font family used for English text on signage (in compliance with IRC guidelines)

The **Raoul TRANSPORT Britannique** can be used in all weights. It solves hierarchy issues in a easy and clean way.

Kannada

Nudi 01 e Bold font family is used for Kannada text on the signage.

Instruction

The 'x' is the height of a lower case English "Raoul TRANSPORT Britannique" font and upper case shall be 1.4 times of lower case height.

'x' height of the text used in the signage is **35 mm**

English

abcdefghijklmnopqrstuvwxyz

ABCDEFGHIJKLMNOPQRSTUVWXYZ

0123456789

! " &'(),-./: " £€←→↖↗↘↙

Kannada

ಅ ಆ ಇ ಈ ಉ ಊ ಯ ಎ ಏ ಐ ಒ ಓ ಔ ಅಂ ಅಃ

ಕ ಖ ಗ ಘ ಙ ಚ ಛ ಜ ಝ ಞ ಟ ಠ ಡ ಢ ಣ ತ ಥ ದ ಧ ನ ಪ ಫ ಬ
ಭ ಮ ಯ ರ ಲ ವ ಶ ಷ ಸ ಹ ಳ ಕ್ಷ ಜ್ಞ ಣ ' ಲ ಊ ಒ ಓ ಔ ಝ ಞ

0123456789

.,:;'"<>"'"/[]{}|\~'!@#\$\$%^&*()-+*=~^

Colour palette

Standard colour codes by Indian Road Congress suggested.

The **Blue** colour is used as background colour of sign board for all the information signages except Trin Trin bicycle parking/hub signage.

The **White** colour is used for border, icons, background for symbols, background for supplementary board and all the typographic information on dark background colour.

The **Black** colour is used for symbols depicting type of the vehicle and for the typographic information on white supplementary board of regulatory signage.

The **Green** colour is used for Trin Trin bicycle parking/hub signage as background colour.


The **Red** colour is used for regulatory signage boards.

Blue



● C-100 ● M-100 ● Y-0 ● K-0

White



● C-0 ● M-0 ● Y-0 ● K-0

Black



● C-0 ● M-0 ● Y-0 ● K-100

Green



● C-85 ● M-25 ● Y-100 ● K-10

Red



● C-0 ● M-100 ● Y-81 ● K-4

Icons

The Icons are created are internationally recognisable and these improve accessibility for speakers of other languages and reinforces key messages without having to read the text.



Four-Wheeler



Two-Wheeler



School Bus



Autorikshaw




Tow Away



Loading / Unloading



Delivery



Bicycle

Shared Micro
Mobility System
(SMMS)

Surveillance

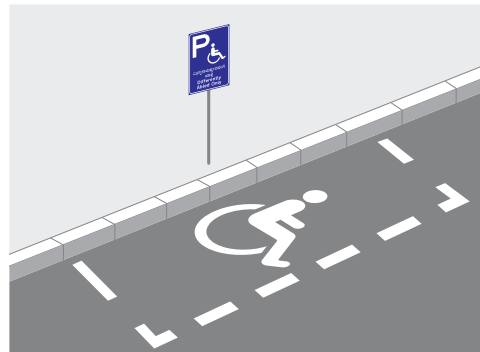
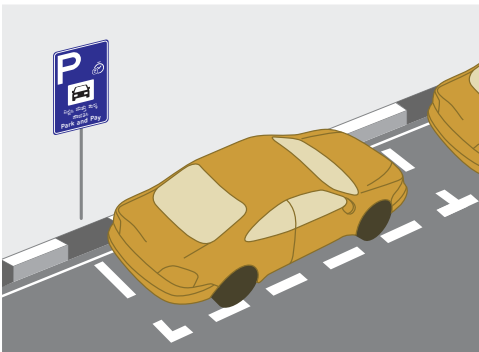


Disabled

Time bound
Paid Parking05 minute
time restriction20 minute
time restriction

Technical Specifications

Mounting and placement of signage



The mounting of signage should ensure the clear visibility to the commuters looking for on-street parking. Signages shall be pole-mounted, single-sided, non-illuminated, fabricated using appropriate retro-reflective material with proper technique, to ensure legibility and visibility in the night as well.

The placement of the signage should be on the footpath closer to the kerb line, aligned to the allocated parking space.

The vertical clearance of the signage should be not less than 2.1 meter from the footpath finished level.

The parking allocation space shall be marked on the floor indicating the clear space available for parking. The reserved parking space for the users with disability shall be marked on the floor with stencil of disability symbol.

Informatory Signage

Four wheeler only signage

Description:

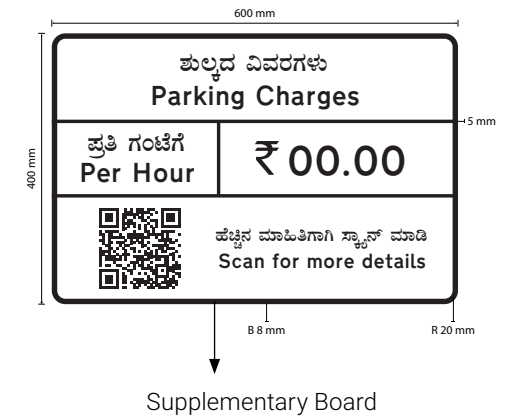
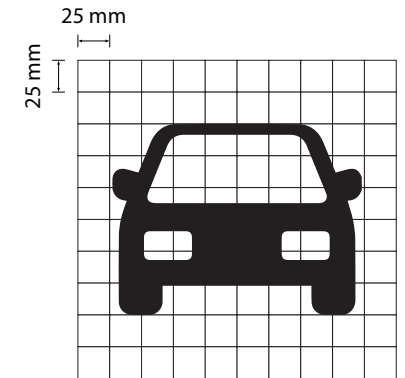

The following sign indicates that authorised paid parking for car/jeep has been provisioned at the place where this sign board is installed.

The letter "P" in the board indicates as parking.

The clock and rupee icon indicates that it is paid parking and a fee is charged based on duration of parking.

Applicable parking fee shall be indicated through a supplementary signage.

The symbol in the white box indicates the type of vehicle for which parking is reserved.



Two wheeler only signage

Description:

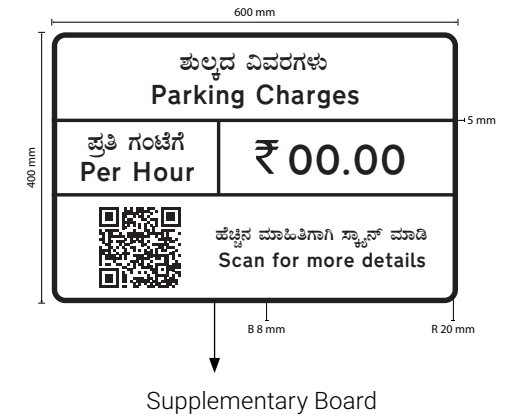
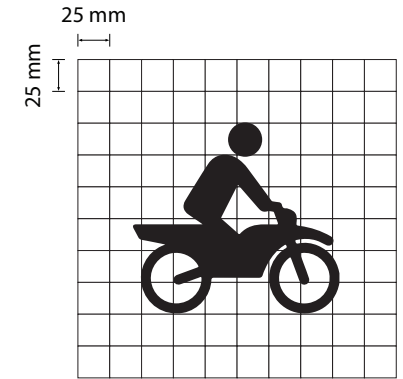

The following sign indicates that authorised paid parking for two-wheeler has been provisioned at the place where this sign board is installed.

The letter "P" in the board indicates as parking.

The clock and rupee icon indicates that it is paid parking and a fee is charged based on duration of parking.

Applicable parking fee shall be indicated through a supplementary signage.

The symbol in the white box indicates the type of vehicle for which parking is reserved.



Surveillance signage

Description:

This signage indicates that the corridor is under surveillance for monitoring the parking norm violations and security purposes. This board can be installed on the surveillance camera pole itself.



Operating agency and helpline information

Description:

This signage shall have the parking operating agency name, helpline contact number and QR code linked with more information if any. This signage shall be located at convenient location near parking lots for information to users of the parking lot.



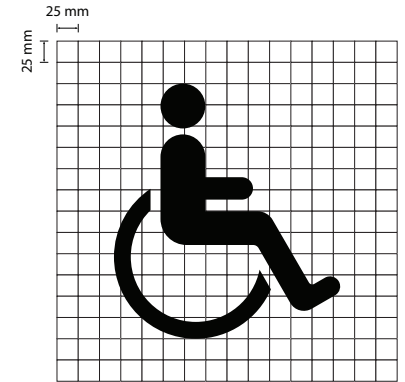
Parking for people with disability (PWD)

Description:

The following sign indicates that reserved parking for the vehicle used by the person with disability and permitted by the RTO has been provisioned at the place where this sign board is installed.

The letter "P" in the board indicates as parking.

This will be located at the parking bay reserved only for vehicles with people who are differently abled.




Pick-up and drop-off signage

Description:

This sign shall indicate that the location at which this sign is placed is reserved for pick-up and drop-off passengers arriving by Car/Auto/Cab/Two-wheeler.

Clock with number in centre icon provides information on the time for which vehicle is allowed to stand in that place for pick-up and drop-off passengers.

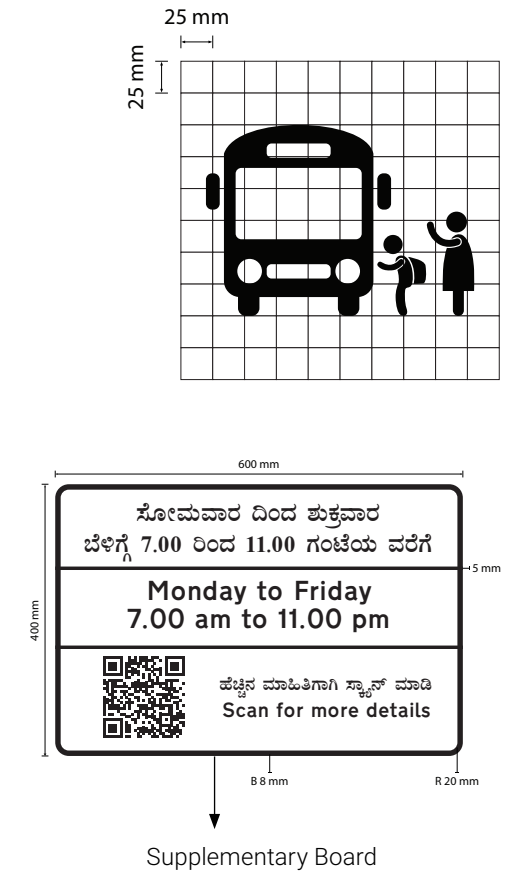



School bus pick-up and drop-off signage

Description:

This sign shall indicate that the location at which this sign is placed, is reserved for pick-up and drop-off passengers arriving by school/college bus. This is generally located at school or colleges.

The supplementary sign board gives the information of time during which the buses plying school children can use the bay for pick-up and drop-off services.



Loading / unloading signage

Description:

The signage shall indicate the authorized space for loading and unloading of goods from/to the freight vehicles.

The clock with 20 min icon indicates maximum duration allowed for temporary halting for carrying out loading and unloading activity.

The symbol in the white box indicates the vehicle type (freight/delivery) allowed to use this facility.



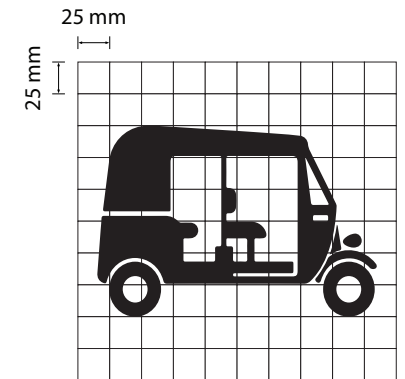
Autorickshaw stand

Description:

The signage shall indicate the authorized space allocated for the autorickshaws to wait/park free of cost.

The letter "P" in the board indicates as parking.

The symbol in the white box indicates the type of vehicle for which parking is reserved.

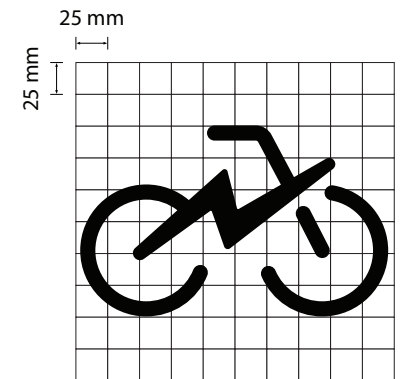


Shared Micro Mobility System (SMMS) Parking

Description:

The signage shall indicate the authorized parking provided for the shared micro mobility system (SMMS).

SMMS are those class of vehicles that comply to the specifications mentioned in the Government of India (MORTH) notification No. GSR291(E)2 dated 24.04.2014.



Trin Trin bicycle parking / hub

Description:

The signage indicate the authorised parking provided for the bicycles of personal use, and for cycles which can be hired on chargeable basis from service provided by authorised private operators.

The DULT has developed an exclusive brand (Trin Trin) for cycling initiatives of Karnataka. This signage has been adopted from the Trin Trin brand manual.

Below is the link to access the Trin Trin brand manual:

https://dult.karnataka.gov.in/uploads/media_to_upload1655190563.pdf



Regulatory Signage

Introduction

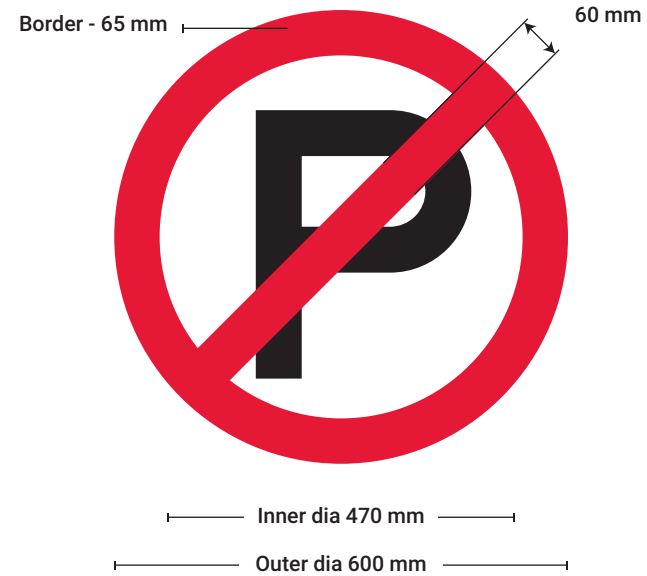
Regulatory signages describe a range of signages that indicate or reinforce parking prohibitions and restrictions. Set of regulatory signages also specifies actions which may be taken in case of violation of the regulations specified.

The regulatory signages for parking regulations shown in this sections are taken from the existing practice of Indian Road Congress (IRC).

No parking



ವಾಹನ ನಿಲುಗಡೆಗೆ ಅವಕಾಶವಿಲ್ಲ
NO PARKING




Definition Plate



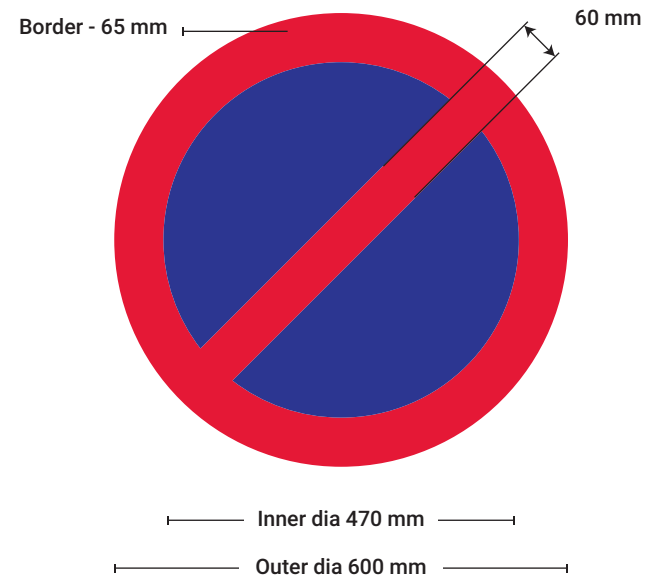
No parking - tow-away zone

Description:

This signage indicates that, parking cannot be done in that location, and it is a tow away zone. This signage shall be placed at places of strategic importance and where there is zero tolerance for parking violations.



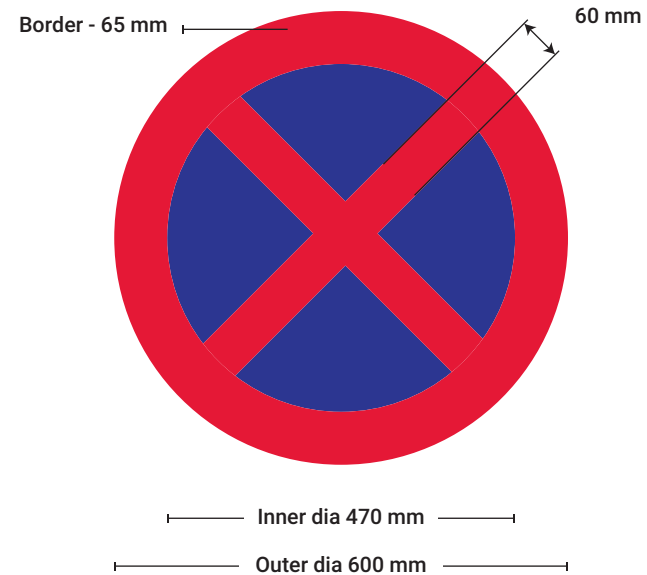
No standing signage



Definition Plate



No stopping and no standing signage



Definition Plate



Parking Permit

Introduction

The parking policy 2.0 defines the Residential Parking Permit System under which a permit will be issued to the residents for allowing parking on-street (designated streets) in a residential area.

For residential parking, a permit sticker/tag issued by a competent authority must be displayed on the vehicle to allow agencies enforcing residential parking to identify permitted vehicles. In this context, the prototype of residential parking permit sticker/tag to be adopted is presented in this section.

Residence parking permit

Description:

The sticker shall indicate a unique code which is a combination of planning zone, ward number, and vehicle registration number. It also has a QR code intended for the regulating agencies to check details of the permit etc.





shaping the way cities move

Directorate of Urban Land Transport

Urban Development Department, Government of Karnataka

BMTC, TTMC "B" Block, 4th Floor, K.H. Road, Shanthinagar, Bengaluru - 560027
<https://dult.karnataka.gov.in>

